

IMPORTANT INSTRUCTIONS

FLO-CHEK VALVE

FC125-FC400



Solutions beyond products...

CORKEN
IDEX

Warning: (1) Periodic inspection and maintenance of Corken products is essential. (2) Inspection, maintenance and installation of Corken products must be made only by experienced, trained and qualified personnel. (3) Maintenance, use and installation of Corken products must comply with Corken instructions, applicable laws and safety standards (such as NFPA Pamphlet 58 for LP-Gas and ANSI K61. 1-1972 for Anhydrous Ammonia). (4) Transfer of toxic, dangerous, flammable or explosive substances using Corken products is at user's risk and equipment should be operated only by qualified personnel according to applicable laws and safety standards.

FLO-CHEK VALVE (FLOW INDICATING, BACK CHECK VALVE)

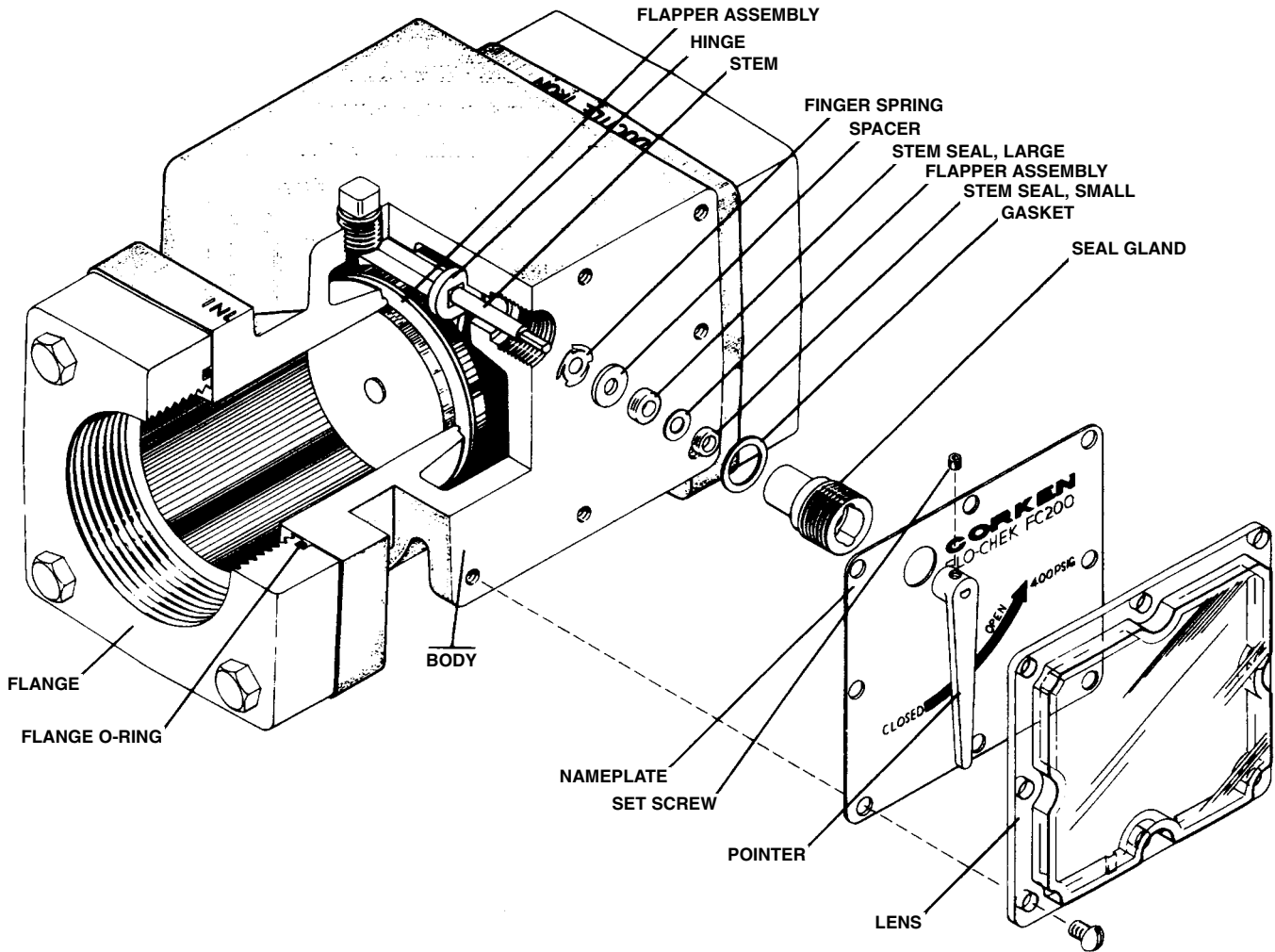


FIGURE 1. FLO-CHEK VALVE CONSTRUCTION DETAILS

THE CORKEN FLO-CHEK VALVE

Your new CORKEN Flo-Chek Valve is a liquid flow indicating device with back check capabilities. Specifically developed to replace the Corken SF200 series of Sight Flow Indicators, it is available in various sizes to meet the requirements of the LP-Gas, Anhydrous Ammonia, Petroleum and Chemical

Industries. The Flo-Chek Valve incorporates a flow-detecting mechanism and also provides positive protection against reverse flow of product. It provides easy visual proof of proper flow and prevents liquid from flowing back.

INSTALLATION OF THE FLO-CHEK VALVE

Proper installation of the CORKEN Flo-Chek Valve will ensure optimum performance. Install, operate and maintain the Flo-Chek Valve in strict accordance with all federal, state, local laws and codes; NFPA 58; ANSI

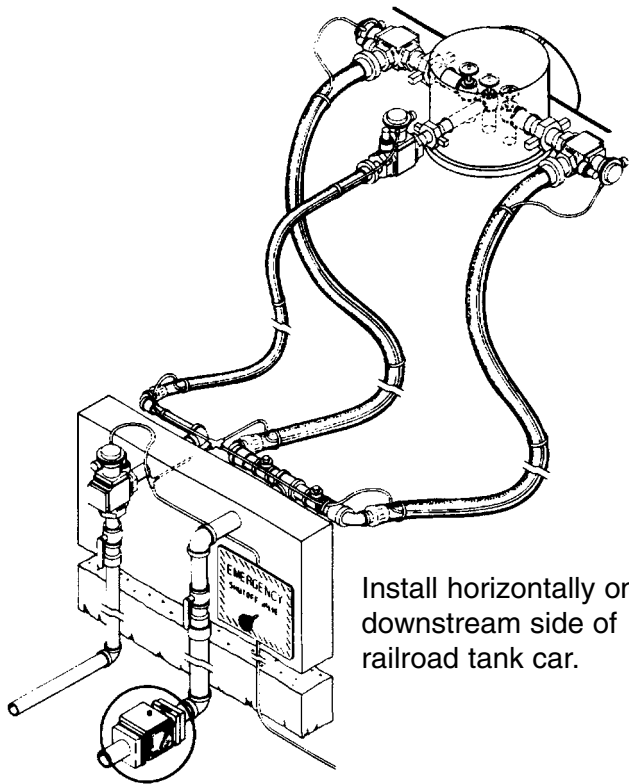
K61.1-1989; and these instructions. Make sure your piping is straight and well-supported. Use proper wrenches and piping techniques. Typical installations of the Flo-Chek Valve are shown in Figure 2.

CORKEN FLO-CHEK VALVE, MAINTENANCE

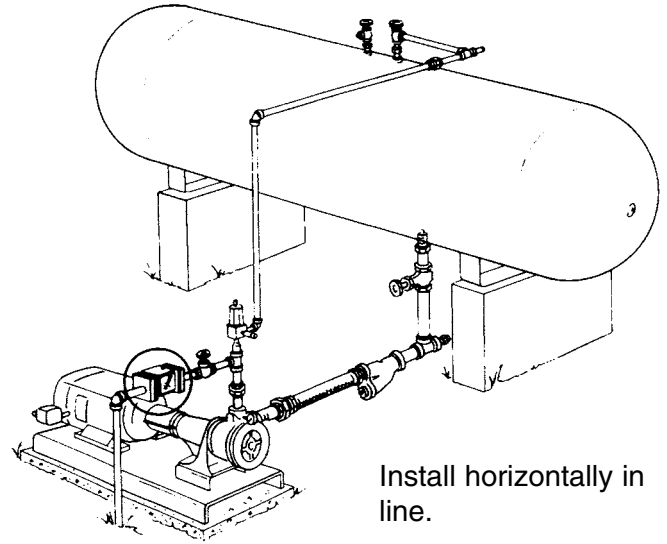
Normally, the only maintenance would be disassembly of valve and removal of Seal Gland to replace seals.

To remove Seal Gland use special tool 3432.

NOTE: THE FLO-CHEK VALVE IS DIMENSIONALLY INTERCHANGEABLE WITH THE DISCONTINUED SF200 SIGHT FLOW SERIES.



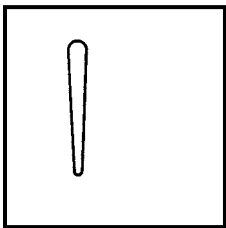
Install horizontally on downstream side of railroad tank car.



Install horizontally in line.


FIGURE 2. FLO-CHEK VALVE TYPICAL INSTALLATIONS

HOW TO READ THE FLO-CHEK VALVE



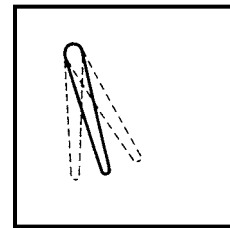
No Flow

When pointer is down, there is no flow in system.



Full Flow

When pointer is in position shown, there is flow in system.



Erratic Flow

Unstable position indicates vapor or cavitation.

WARNING

If pointer does not return to "CLOSED" position after flow stops, bleed pressure, remove valve and investigate.

CORKEN ONE YEAR LIMITED WARRANTY

CORKEN, INC. warrants that its products will be free from defects in material and workmanship for a period of 12 months following date of purchase from CORKEN.

CORKEN products which fail within the warranty period due to defects in material or workmanship will be repaired or replaced, at CORKEN's option, when returned, freight prepaid, to CORKEN, INC., 3805 N.W. 36th Street, Oklahoma City, Oklahoma 73112.

Parts subject to wear or abuse, such as mechanical seals, blades, piston rings, and packing, and other parts showing signs of abuse are not covered by this limited warranty. Also, equipment, parts and accessories not manufactured by CORKEN but furnished with CORKEN products are not covered by this limited warranty and the purchaser must look to the original manufacturer's warranty, if any. This limited warranty is void if the CORKEN product has been altered or repaired without the consent of CORKEN.

All implied warranties, including any implied warranty of merchantability or fitness for a particular purpose, are expressly negated to the extent permitted by law and shall in no event extend beyond the expressed warranty period.

CORKEN DISCLAIMS ANY LIABILITY FOR CONSEQUENTIAL DAMAGES DUE TO BREACH OF ANY WRITTEN OR IMPLIED WARRANTY ON CORKEN PRODUCTS. Transfer of toxic, dangerous, flammable or explosive substances using CORKEN PRODUCTS is **at the user's risk**. Such substances should be handled by **experienced, trained personnel in compliance with governmental and industrial safety standards**.

WARNING

Install, use and maintain this equipment according to CORKEN, INC. instructions and all applicable federal, state, local laws and codes, and NFPA Pamphlet 58 for LP-Gas or ANSI K61.1-1989 for Anhydrous Ammonia. Periodic inspection and maintenance is essential.

WRITING THE FACTORY

For your convenience, the valve size and serial code are given on the valve nameplate. This serial code tells the month and year your valve was built. Space is provided below for you to keep a written record of this information.

Always include the valve size and serial code when ordering parts.

Valve Model _____ Valve Size _____ Serial Code _____
Date Purchased _____ Date Installed _____
Purchased From _____
Installed By _____



P.O. Box 12338, Oklahoma City, OK 73157 • 3805 N.W. 36th St., Oklahoma City, OK 73112
Phone (405) 946-5576 • Fax (405) 948-7343 • E-mail corken@corken.com • Web Address www.corken.com

Printed in U.S.A.
January 1999